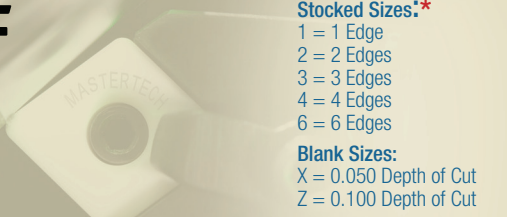


CERAMIC/SILICON NITRIDE

Grooving Insert

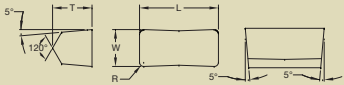

SSF



Stocked Sizes:*

- 1 = 1 Edge
- 2 = 2 Edges
- 3 = 3 Edges
- 4 = 4 Edges
- 6 = 6 Edges

Blank Sizes:
 X = 0.050 Depth of Cut
 Z = 0.100 Depth of Cut



Type ISO	Ceramic (Grades)						Silicon Nitride (Grades)					Dimensions (Inch)			
	MC 2000	MC 2200	MC 2400	MC 2600	MC 2800	MC 3000	SIN 3400	SIN 3600	SIN 3800	SIN 4000	SIN 4200	L	W	T	R
SSF4012												0.472	0.157	0.197	0.031
SSF5012												0.472	0.197	0.197	0.031
SSF6015												0.591	0.236	0.295	0.031
SSF7015												0.591	0.276	0.295	0.031
SSF8015												0.591	0.315	0.295	0.031
SSF1015												0.591	0.394	0.295	0.031

* If Blank = Non-Stocked. Will produce to order.